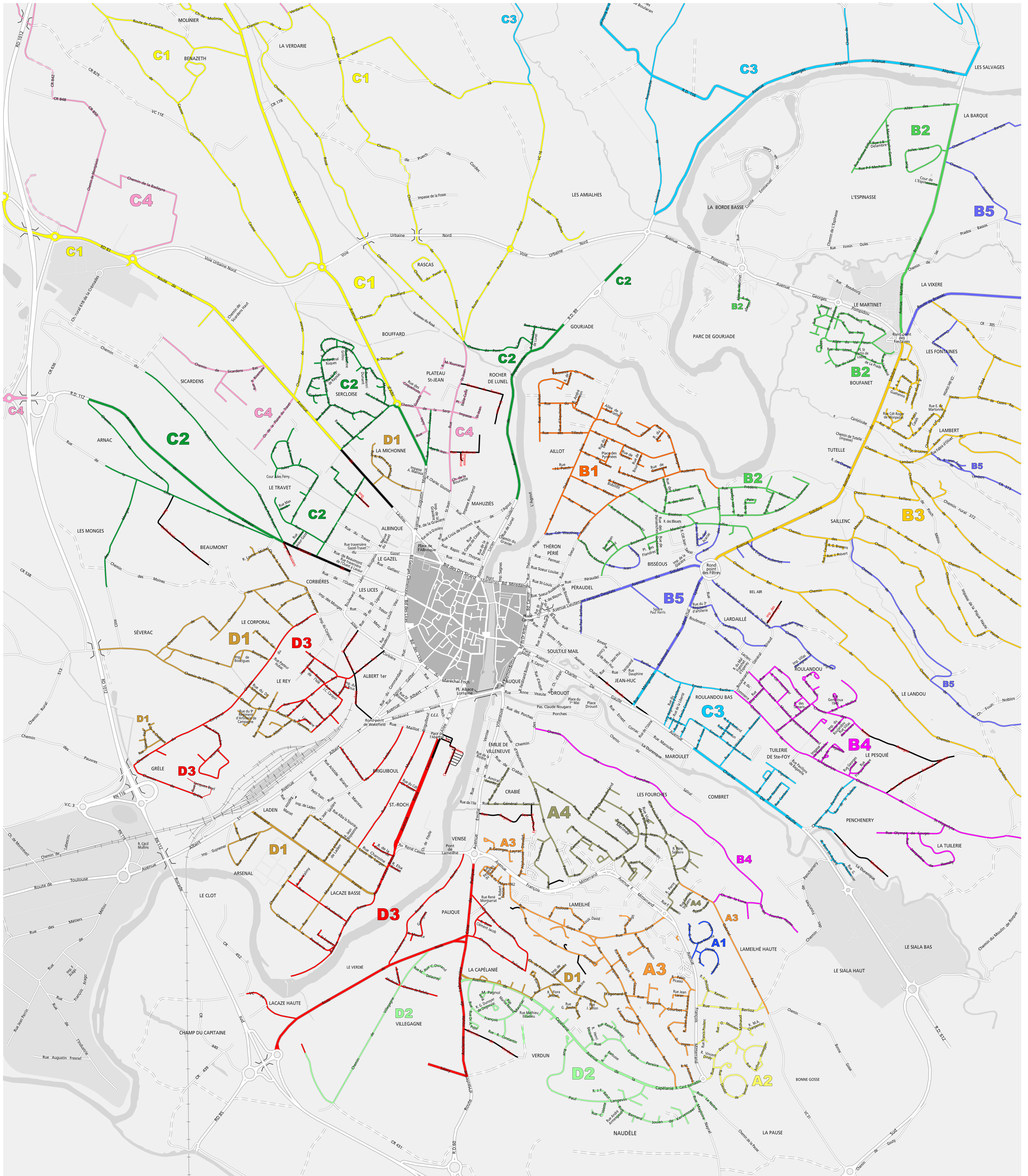

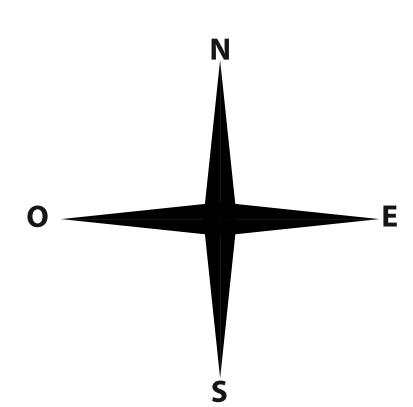


ZONES DE COLLECTE 2025



- | | | | | | |
|-----------|----------------------------------|-----------|----------------------------------|---|-------------------------------|
| A1 | O.M. Lundi / TRI Mercredi impair | B5 | O.M. Jeudi / TRI Mercredi pair |  | Zone à calendrier particulier |
| A2 | O.M. Lundi / TRI Mercredi impair | C1 | O.M. Mardi / TRI Vendredi impair | | |
| A3 | O.M. Lundi / TRI Mercredi impair | C2 | O.M. Mardi / TRI Vendredi impair | | |
| A4 | O.M. Lundi / TRI Mercredi impair | C3 | O.M. Mardi / TRI Mercredi impair | | |
| B1 | O.M. Jeudi / TRI Mercredi pair | C4 | O.M. Mardi / TRI Mercredi impair | | |
| B2 | O.M. Jeudi / TRI Mercredi pair | D1 | O.M. Mardi / TRI Vendredi pair | | |
| B3 | O.M. Jeudi / TRI Mercredi pair | D2 | O.M. Mardi / TRI Vendredi pair | | |
| B4 | O.M. Jeudi / TRI Mercredi pair | D3 | O.M. Mardi / TRI Mercredi pair | | |



0 250 500 Mètres